


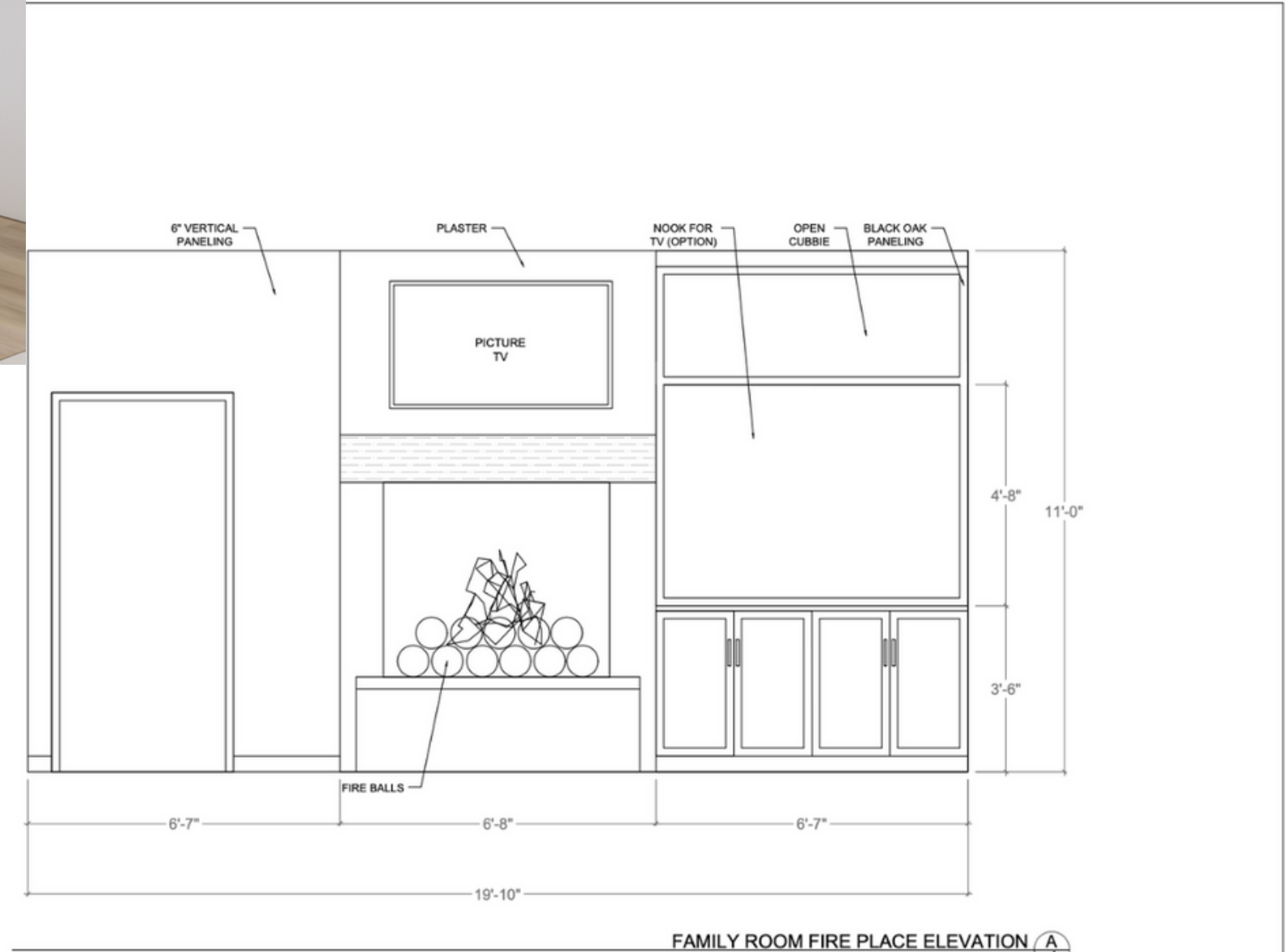
Maison Lot #1







Family Room



FAMILY ROOM FIRE PLACE ELEVATION A
4

ELEVATION
SCALE: 1/2" = 1'-0"



NEW BUILD
MAISON - LOT 1

THIS DRAWING IS TO BE
CONSIDERED CONCEPTUAL
AND NOT USED FOR
CONSTRUCTION
THIS DRAWING REPRESENTS
DESIGN INTENT AND
CONCEPT. DRAWINGS ARE
NOT FOR CONSTRUCTION.

DATE: 1/13/2023

SHEET TITLE:
FIRE PLACE
ELEVATION

DRAWN BY:

SHEET NUMBER

ID1.4

Kitchen

Hart & Lock
DESIGN

NEW BUILD
MAISON - LOT 1

THIS DRAWING IS TO BE
CONSIDERED CONCEPTUAL
AND NOT USED FOR
CONSTRUCTION
THIS DRAWING REPRESENTS
DESIGN INTENT AND
CONCEPT. DRAWINGS ARE
NOT FOR CONSTRUCTION.



DATE: 1/13/2022

SHEET TITLE:
KITCHEN
RANGE ELEVATION

DRAWN BY:
CALLIE MILLER
CM INTERIOR DESIGN COMPANY

SHEET NUMBER

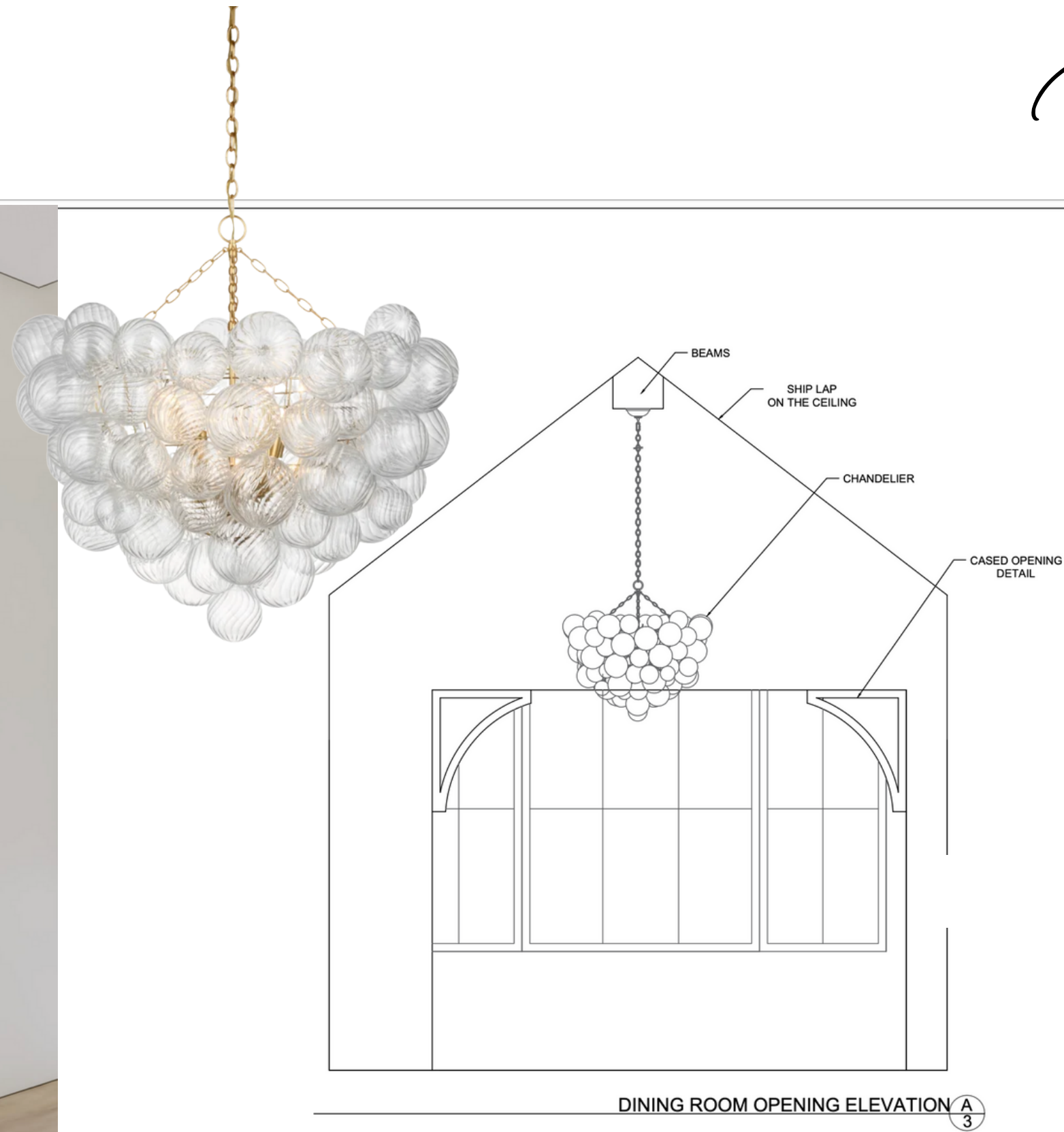
ID1.1



ELEVATION
SCALE: 1/2" = 1'-0"

KITCHEN RANGE ELEVATION **A**
1

Dining Room



Hart & Lock
DESIGN

NEW BUILD
MAISON - LOT 1

THIS DRAWING IS TO BE
CONSIDERED CONCEPTUAL
AND NOT USED FOR
CONSTRUCTION
THIS DRAWING REPRESENTS
DESIGN INTENT AND
CONCEPT. DRAWINGS ARE
NOT FOR CONSTRUCTION.

DATE: 1/13/2023

SHEET TITLE:

DINING
ELEVATION

DRAWN BY:

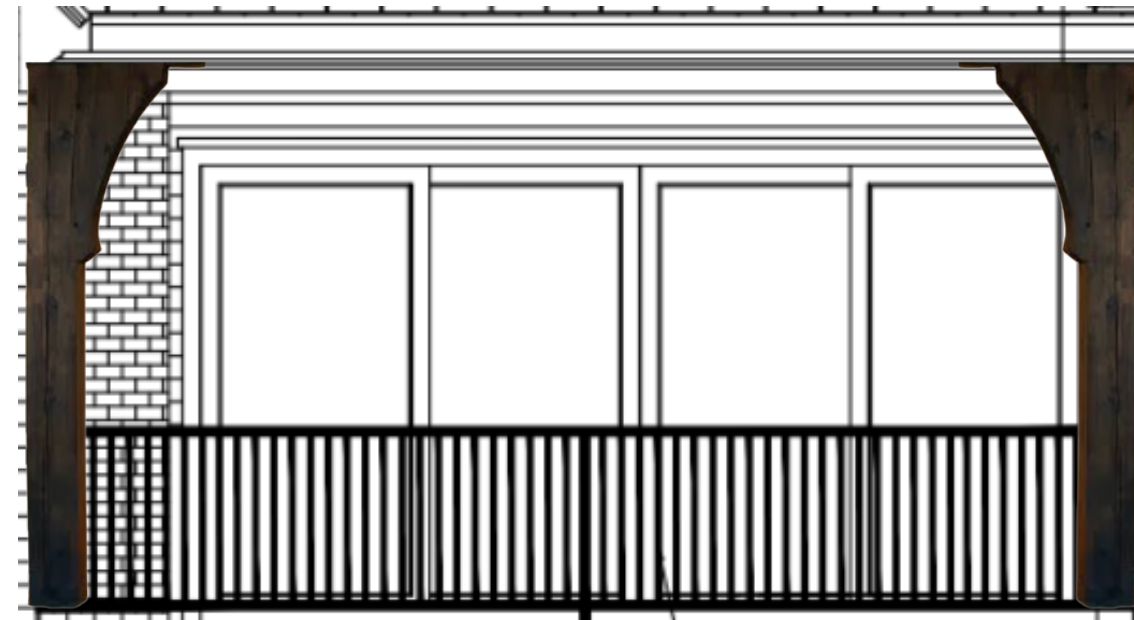
CALLIE MILLER
CM INTERIOR DESIGN DRAFTING

SHEET NUMBER

ID1.3




Eldorado LOREIOBRICK Hollin




Wood coumns and oversided corbels - lighter stain



Covered
Porch



Primary Bedroom



Main Floor 8 x 48



Shower Walls & Floor
Border 3 x 12



Shower Floor & Accent



Primary Bathroom




Mudroom





Laundry Room



Delta Saylor



Bath #2



Bath #3



Bath #4